



Olympic Project


Possible Sasquatch photos

[Home](#)[Photo](#)
[Gallery](#)[Possible](#)
[Sasquatch](#)
[photos](#)[About](#)
[Us](#)[Contact Us](#)
Enter content
here

What you're about to see are pictures that we believe are Bigfoot body parts. We're not claiming anything other than that. In the text below we'll attempt to explain each picture and why we believe these pictures can't be anything but Bigfoot. Make your own opinion and feel free to contact us with any comments. Again, we are not claiming anything, just sharing our research and our opinions.

The camera that took these particular photos is a Reconyx RC60. We almost exclusively use RC60 and RC60HO cameras in our research. The camera was set to take 5 photos in rapid fire setting for each trigger. The camera was put in this particular location due to the topography and the fact that there has been a long history of Sasquatch sightings, encounters and track finds very near to this location.

On 7/12/09 the camera was taken to this specific location on the east slope of the Olympic mountains in Washington State. This location is very remote and the terrain is extreme. On the way in to set the camera, three possible foot prints were found. Two of the impressions were found in soft dirt headed in a down hill grade. The impressions were approximately 15" x 6". It was evident they were made by a flat padded foot and were clearly a right and left foot. The tracks were five feet apart and



their anatomy was consistent with other documented Sasquatch impressions. The only thing missing from these tracks was any toe detail. The third track found was approximately the same size and found on flat ground. This track was in soft moss and the same shape as the other tracks. None of the tracks were photographed or cast due to the fact they were not definitive. They did give us the impression we were on the right track.

Once we got a suitable location to deploy the camera we secured it to a tree at a height of approximately 4 feet. The camera was positioned facing a slight uphill grade. We did not attempt to conceal the camera.

We returned to check the camera on 8/22/09. It was immediately noticed that the camera had been moved. Standing directly in front of the camera it appeared that it had been turned to the left about two inches. The memory card was changed and we left the area. No other impressions or additional evidence was noticed.

When we later reviewed the memory card we found that there were over 800 photos. That's more than we usually get in a 5 - 6 week period in areas that we normally set cameras. Most of the time we get 100 - 300 photos in a similar area for this time period. We had an extremely large number of black tail deer and black bear on this specific camera set.

As we looked through the photos we saw that on 7/25/09 at approximately 04:23:07 hours, we had a visitor that we had never captured photos of before. What is also interesting is that we had fairly consistent triggers by deer up to this point, but for approximately 4 days prior and 4 days after nothing else triggered the camera. We don't know if it means anything but we took note of it.

We think that the following photos depict Sasquatch. We have gotten thousands of pictures of every big game animal in the Olympics, close up and far away, and nothing else has specific anatomy or features consistent with this creature. This creature triggered the camera twice giving

us 10 photos in total between 04:23:07 and 04:23:23 hours.

The photo below is the last deer picture before the creature showed up. Notice the camera angle and tree locations. The creature moved the camera from behind before it entered frame on the left side. The second picture below depicts the hairline of the subject as it begins to enter frame: See photos below.



This photo is interesting because the vertical hairline is not consistent with any other animals we've photographed in the last year. The hairline also extends up and out of camera frame making the subject much taller than five feet. We believe this picture depicts the creature's left arm below the deltoid muscle, down to the bent elbow,

with the forearm at an upward angle. The forearm is closer to the camera than the upper arm, as it casts a shadow on the upper arm behind it. We also believe that the creature's left hand is on the camera, although it is not shown in the frame. We believe this because the camera has already slightly been moved downward when this frame was shot. The creature disappears out of frame. We believe that the creature is moving behind the camera to the other side. See picture below.




The creature re-appears. We believe that this frame depicts part of the creature's right pectoral muscle and the top of the right shoulder/bicep. Out of frame is the rest of the bicep and forearm, which is bent back towards the shoulder, (like a flexed bicep). In the upper left corner of the photo you can see two of the creature's right hand fingers and fingernail on the closer one. Notice the strange hair pattern and the two gray hairs on the shoulder. We also think that the subject has gotten down on a knee or both knees starting with this frame through frame #7.



We believe that this frame depicts the creature's face, partially obstructed by the left arm, which is being held up across the face covering the left eye, like the creature is peeking under its left arm. You can see the creature's right eye, nose, mouth and hair hanging off the face. Next to the right eye you can see three of the creature's right hand fingers, thumb, forefinger and middle finger positioned much like ours would be if you put your right hand forefinger and middle finger nail on your cheek bone below your right eye with the inside tip of your thumb on your temple. Kind of like the creature is scratching the side of its face investigating the camera, a mannerism we routinely use when in deep thought. See picture below.

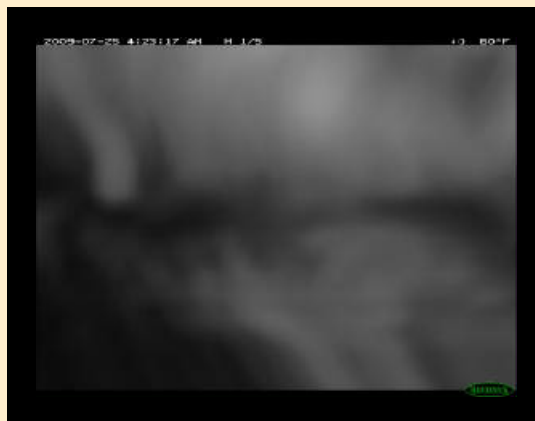


The next frame depicts the same position of the creature except that the thumb has moved down so that it is up against the forefinger. See picture below.



Drawing by Chris Gunter

We believe that this next frame depict the creatures mouth, possibly its upper front teeth (incisors), and bottom lip. The creature moved from its position and put its mouth directly up against the camera lens, maybe smelling or tasting it. If our interpretation is correct the nose would be in the vicinity of the IR illuminator lights. See picture below.



We believe this is also the front teeth but the creature has moved its head slightly to the left showing the teeth from a different angle. See picture below.



We don't know what the next pictures are but they are part of the sequence. They could be part of the arm and a fingertip. Also notice, there's a new tree in frame to the right due to the camera being moved during this series of pictures. See pictures below.



We think that the photos of the face were blurry and overexposed for two reasons. The first reason is because the IR flash bleaching out the subject at close range and

the second because the creature was moving the camera with its left hand while the frames were being shot. The creature moved the camera down and to the left a couple of inches between the 1st frame and the 5th frame. We also noticed that the creatures right eye in the 4th and 5th frame does not reflect any eye shine, but neither does it with a human when recreated. Here is an enhanced photo of the face. The right side the face is mirrored to show a full face. See picture below.




Photo enhanced by Scott Carpenter

Below are a couple additional photos of animals of the same camera set for comparison so you can get an idea of the size and unique characteristics of this creature. See pictures below.





We also took some measurements at the camera and have an approximate idea of the height of the top of the frame from where the creature was standing in the first photo. It's approximately 5 feet. Also look to the right side of the frame in the photos before and after the creature arrived. The photos are dated and timed. You will see a tepee shaped stick. Take note of its exact position before and after the subject showed up. You can see that a new tree trunk has appeared in frame to the right. Keep in mind, this camera was cable locked firmly to the tree.

We understand that these photos are not definitive. We understand that they do not prove anything. We are not claiming that we have captured photos of Sasquatch. We do believe that these are photos of Sasquatch. That is our interpretation of these photos due to the fact that we cannot explain them as anything else. In our opinion these photos show specific close up detail of anatomy/traits consistent only with humans and apes i.e. fingers, human like teeth and a human like face.

We thought long and hard about putting these out to the public, but in the end we concluded that they were not doing anyone any good by keeping them to ourselves. For some they may be nothing more than blurry photos, for others they may be validation of something they have already seen. To us, they let us know that we are on the right track and are getting closer to what we are looking for. We started this project in February 2009. We captured these photos five months into it. We believe that we have had at least two additional encounters with

these creatures at one of our other camera sights on the other side of the Olympic Mountains. These pictures show the behavior and same hair pattern. Each time only one frame captured part of the creature close up, standing to the right of the camera. Each time the creature moved the camera from behind prior to stepping in front of it. These photos have even less value than the ones shown above and are not depicted on the website. Frankly, we will not release anything in the future, which is less conclusive than what is depicted in the possible Sasquatch photos above.

We hope in showing these photo's that people will look with an open mind and understand that in our research we want nothing more than to help validate the existence of these creatures in a non threatening, non invasive manner. We are not interested in publicity, notoriety and such but we do want to share what we have found so others can be as excited and intrigued as us.

Regards,
The Olympic Project

[Home](#)[Photo Gallery](#)[Possible Sasquatch photos](#)[About Us](#)[Contact Us](#)

Enter content here
Enter supporting content here

